

# How to draw farm animals



# What do you need

- ✓ Paper
- ✓ Pencil
- ✓ Colored pencils


# A Horse

**Step1:** Draw the head and nose.**Step2:** Draw the body

**Step3:** First draw the ears and hind legs then draw the mane and the tail.

**Step4:** Draw the eyes, nostrils, feet and the inside of the ears.

**Step 5:** Color it



# A Cow


**Step 1:** Draw the body.

**Step 2:** Draw the head.

**Step 3:** First draw the ears and legs after that draw the eyes, horns and spots.

**Step 4:** Draw the nostrils, udders and the tail.

**Step 5:** Color it.



# A Pig


**Step1:** Draw a circle.

**Step2:** Draw the head on the circle.

**Step3:** Draw the legs.

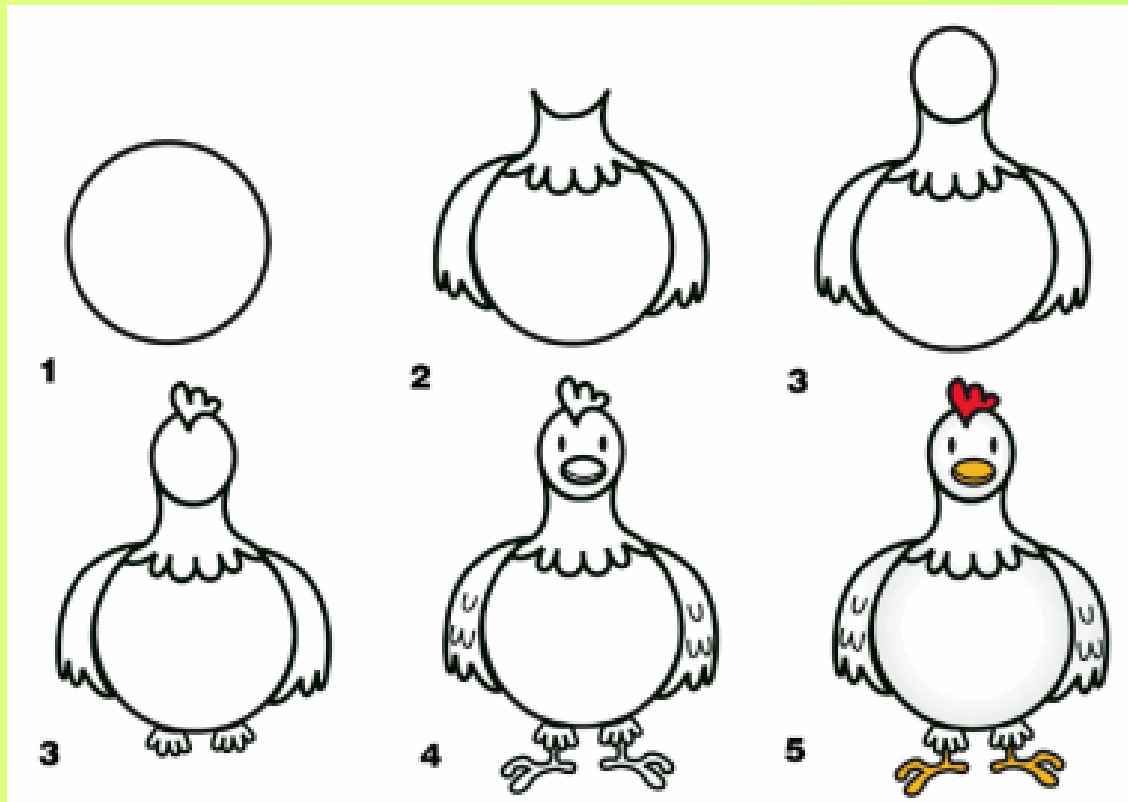
**Step4:** Draw the face.

**Step5:** Color it.



# A Chicken

**Step1:** Draw a circle. **Step2:** Draw the wings and feathers. **Step3:** Draw the head after that draw the comb and leg feathers. **Step4:** Draw the face and legs. **Step5:** Color it.



# A Chick


**Step1:** Draw a circle with eyes in it.

**Step2:** Draw the beak and body.

**Step3:** Draw the wings and legs, finish the beak.

**Step4:** Draw the feet and crest.

**Step5:** Color it.




# A Dog

**Step1:** Draw the head.      **Step2:** Draw the ears and snout.

**Step3:** Draw the body and legs.

**Step4:** Draw the face and tail.

**Step5:** Color it.





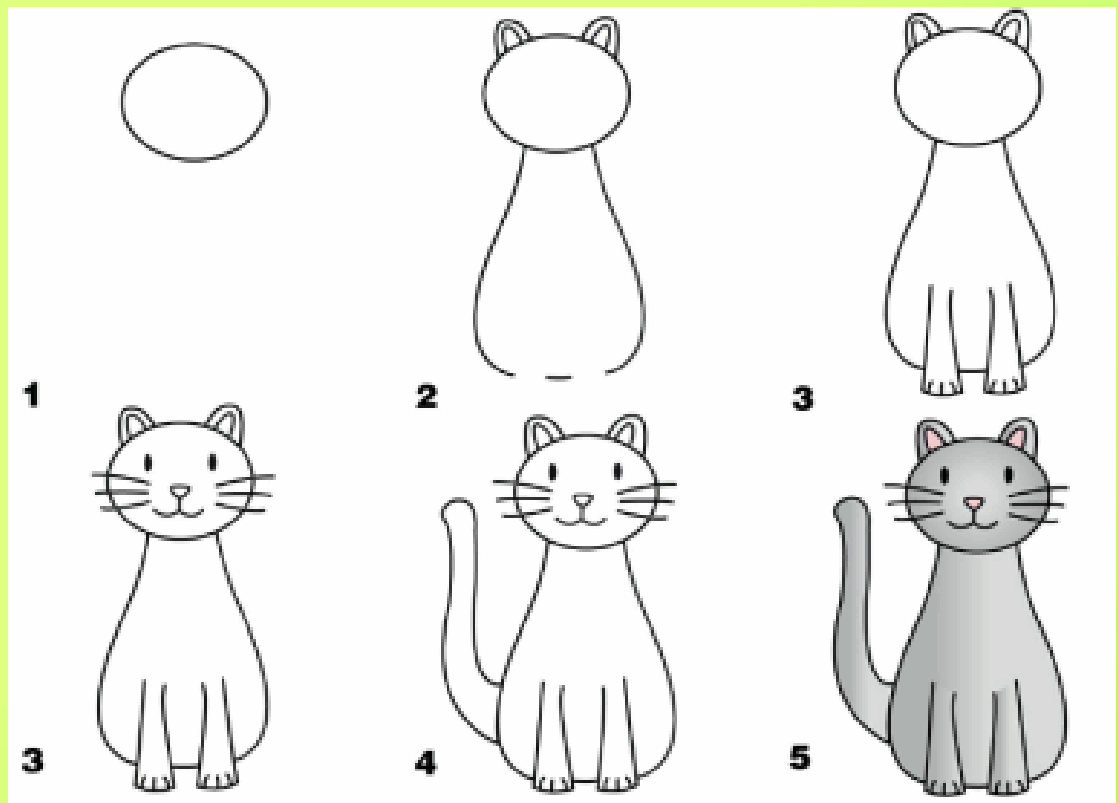
# A Cat

**Step1:** Draw the head.      **Step2:** Draw the ears and body.

**Step3:** Draw the legs and face.

**Step4:** Draw the tail.

**Step5:** Color it.



# A Sheep

**Step1:** Draw a kind of cloud.

**Step2:** Draw the head.

**Step3:** First Draw the ears and legs then draw the wool on the head on the head.

**Step4:** Draw the face and feet.

**Step5:** Color it.

